

BEFORE THE HONOURABLE ANDHRA PRADESH ELECTRICITY
REGULATORY COMMISSION

At its office at 4th Floor, Singareni Bhavan, Red Hills, Hyderabad-500 004

File No. /2021

Case No. /2021

IN THE MATTER OF:

Filing of application for pass through of Fuel & Power Purchase Cost Adjustment (FPPCA) for 1st quarter for FY 2021-22 (Apr'21 to Jun'21) in Rs./unit as per Second amendment to APERC Regulation No.4 of 2005 (Terms and conditions for determination of tariff on Wheeling and Retail Sale of Electricity) Regulation No.4 of 2021.

AND

IN THE MATTER OF:

Southern Power Distribution Company of A.P Limited (APSPDCL)

- Applicant

MOST RESPECTFULLY SHOWETH THE SUBMISSION

The APSPDCL humbly submits the following:

- 1) This filing is made by APSPDCL as per Regulation No.4 of 2021(Second amendment to the APERC Regulation No.4 of 2005 (Terms and conditions for determination of tariff on Wheeling and Retail Sale of Electricity).
- 2) The Clause Nos.3 & 4 of Regulation No.4 of 2021 reads as follows.

Clause 3 : Sub-clause 12.4 in the Principal Regulation shall be substituted with the following:

"The Distribution Licensee shall be entitled to recover from or refund to the consumers, as the case may be, the FPPCA(Fuel and Power Purchase Cost Adjustment) as approved by the Commission from time to time either suo motu or based on the filings made by the Distribution Licensee."



Clause 4 : The following sub-clause shall be inserted after sub-clause 12.4 in the Principal Regulation.

"12.5. FPPCA(Fuel and Power Purchase Cost Adjustment)

Within two months from the end of every quarter, the Distribution Licensee shall file an application for FPPCA for that quarter before the Commission. The filing shall be accompanied by purchase details source-wise for the quarter along with the monthly breakups duly certified by the auditor as per the format annexed to this Regulation. If the Distribution Licensee is unable to file the FPPCA within two months, it may file the same within a further grace period of up to one month. After examining the request of the Distribution Licensee, the Commission may entertain the claims, if it is satisfied with the reasons submitted by the Distribution Licensee for the delay in the filings. For any wrong information furnished by Distribution Licensee, penalties will be levied on it by the Commission.

The Commission, after a prudent check of the filings and due public consultation process, will issue an order determining the FPPCA for that quarter in accordance with the following formula.

Formula: $FPPCA = (APPC - BPPC) / (100 - \text{Loss in } \%)$

Where,

FPPCA = Fuel & Power Purchase Cost Adjustment in Rs/unit up to 4 decimal places

APPC = The actual weighted average power purchase cost per unit of energy, which shall be arrived at as the actual total power purchase cost (including the transmission & scheduling costs) in Rs. Million that is allowed by the Commission after prudent check for the quarter for which the Distribution Licensee is seeking 'FPPCA divided by the actual quantum of power purchases in Million Units made by the Distribution Licensee from the sources approved by the Commission for that quarter.

BPPC = The base weighted average power purchase cost per unit of energy, which shall be arrived at as the total power purchase cost approved by the Commission in Rs. Million (including the transmission & scheduling costs) in the RS TO (Retail Supply Tariff Order) for the quarter for which the Distribution Licensee is seeking 'FPPCA divided by

the total quantum of energy in Million Units approved by the Commission in the RS TO for the Distribution Licensee for that Charter.

Loss in % = The weighted average Transmission and Distribution losses (%) approved by the Commission for the Distribution Licensee for the quarter for which the Distribution Licensee is seeking 'FPPCA' or actual weighted average Transmission and Distribution losses (%) for the corresponding quarter of the previous year for that Distribution Licensee, whichever is lower.

3) As per Clause No.4 of the Regulation, the licensee is enclosing statement of the Station wise energy dispatched, fixed cost, variable cost, incentive, income tax etc., in the format appended to the Regulation for 1st quarter of FY 2021-22 (Apr'21 to Jun'21) (Annexure-I). Power purchase cost certified by the auditors for the 1st quarter of FY 2021-22 is herewith enclosed (Annexure-II)

4) The computation of FPPCA is as follows :

Actual Weighted average Power Purchase Cost per unit of energy (APPC) :
Actual Power purchase cost / Actual energy dispatch) = 2811.87 Crs. / 6613.58 MU
= Rs.4.25 / unit

Base Weighted average Power Purchase Cost per unit of energy (BPPC) :
Approved Power purchase cost/Approved energy dispatch)= 2694.29 Crs. /6144.20 MU
= Rs.4.39 / unit

Approved T&D Loss for the 1 st quarter of FY 2021-22	= 10.68%
Actual loss % for corresponding quarter of last year (Apr'20 to Jun'20)	= 10.08%
Lower of the T&D Loss (above two rows)	= 10.08%

FPPCA (Rs./Unit) = (APPC - BPPC) / (100-Loss in %) (Rs./Unit)
= (4.25 - 4.39) / (100%-10.08%)
= -0.1484

For FY 2020-21, as there are no D to D settlements on quarterly basis and only on yearly basis, the loss for year is considered for quarter

5) The licensee proposes to refund the amounts in 3 equal instalments.

6) The FPPCA is proposed to be passed through on all categories of consumers.

- 7) Further, it is humbly submitted that, the licensee could not file the FPPCA application within 2 months time frame stipulated by the Honourable APERC as there is slide delay in compilation of accounts for the power purchase for the quarter unlike annual accounts finalisation after the year end. But, the licensee is filing the application within the grace period as per Regulation No.4 of 2021. Hence the licensee requests to take the above reason into consideration and condone the delay in filing the FPPCA application.


In the above circumstances, the licensee humbly prays the Honorable Commission:

- i. To take the above FPPCA proposal for 1st quarter for FY 2021-22 (Apr'21 to Jun'21) of APSPDCL on record and treat it as complete
- ii. Grant suitable opportunity to APSPDCL within a reasonable time frame to file additional material information that may be subsequently available
- iii. Consider and approve application for Fuel & Power Purchase Cost Adjustment (FPPCA) for 1st quarter for FY 2021-22 (Apr'21 to Jun'21) of APSPDCL as above.
- iv. To condone the delay in filing FPPCA application for the reasons submitted.
- v. To pass such order as the Honourable Commission may deem fit and proper in the facts and circumstances explained above.

SOUTHERN POWER DISTRIBUTION COMPANY OF ANDHRA PRADESH LIMITED

(APPLICANT)

Through


Executive Director
RAC & Planning

Place: Tiruapti
Date : 29-09-2021

**BEFORE THE HONOURABLE ANDHRA PRADESH ELECTRICITY
REGULATORY COMMISSION**
At its office at 4th Floor, Singareni Bhavan, Red Hills, Hyderabad-500 004

File No. /2021

Case No. /2021

IN THE MATTER OF:

Filing of application for pass through of Fuel & Power Purchase Cost Adjustment (FPPCA) for 1st quarter for FY 2021-22 (Apr'21 to Jun'21) in Rs./unit as per Second amendment to APERC Regulation No.4 of 2005 (Terms and conditions for determination of tariff on Wheeling and Retail Sale of Electricity) Regulation No.4 of 2021.

AND

IN THE MATTER OF:

Southern Power Distribution Company of A.P Limited (APSPDCL)


- Applicant

Affidavit

I, Tsundururu Vanaja, D/o of Late Sri T.G. Sanjeeva Rao, aged about 59 years, residing at Tirupati, the deponent named above do hereby solemnly affirm and state on oath as under:-

1. That the deponent is the Executive Director, RAC & Planning of Southern Power Distribution Company of AP duly authorized by APSPDCL to make this affidavit on its behalf and the deponent is acquainted with the facts deposed below,

2. I, Tsunduru Vanaja, the deponent named above do hereby verify that the contents of the affidavit and those of the accompanying petition are true to my personal knowledge and verify that no part of this affidavit is false and nothing material has been concealed.


DEPONENT
EXECUTIVE DIRECTOR
RAC & PLANNING
APSPDCL :: TIRUPATI

VERIFICATION:

I, the above named Deponent solemnly affirm at Tirupati on this 29th day of September, 2021 that the contents of the above affidavit are true to my knowledge, no part of it is false and nothing material has been concealed there from.


DEPONENT
EXECUTIVE DIRECTOR
RAC & PLANNING
APSPDCL :: TIRUPATI

Solemnly affirmed and signed before me


COMPANY SECRETARY
APSPDCL :: TIRUPATI.

Annexure-I

Fuel & Power Purchase Cost Adjustment for the FY 2021-22 (Q1) (Apr'21 to Jun'21)

S.No	Generating Station / Stage / Source	Plant Capacity (MW)	DISCOM's Share (%)	Energy (MU)			Fixed (A)			Variable (B)		
				T.O (a)	Actual (b)	Variation (c)=(b)-(a)	T.O (d)	Actual (e)	Variation (f)=(e)-(d)	T.O (g)	Actual (h)	Variation (i)=(h)-(g)
1	Dr.NTTPS-I	1260.00	40.44%	282.40	274.09	-8.31	23.46	23.46	0.00	94.32	91.54	-2.78
2	Dr.NTTPS-II			282.40	274.09	-8.31	23.46	23.46	0.00	94.32	91.54	-2.78
3	Dr.NTTPS-III			282.40	274.09	-8.31	23.46	23.46	0.00	94.32	91.54	-2.78
4	Dr.NTTPS-IV	500.00	40.44%	340.79	337.56	-3.23	28.78	28.78	0.00	107.35	106.33	-1.02
5	RTPP Stage-I	420.00	40.44%	78.20	53.23	-24.97	26.71	26.71	0.00	30.19	15.22	-14.96
6	RTPP Stage-II	420.00	40.44%	0.00	129.00	129.00	26.11	26.10	0.00	0.00	44.47	44.47
7	RTPP Stage-III	210.00	40.44%	0.00	45.88	45.88	17.11	17.10	0.00	0.00	12.39	12.39
8	RTPP Stage-IV	600.00	40.44%	273.31	140.11	-133.20	77.65	69.86	-7.79	100.03	51.28	-48.75
	TOTAL (Thermal)	3410.00		1539.50	1528.04	-11.46	246.73	238.95	-7.78	520.53	504.33	-16.20
9	Srisaillam -RBPH	770.00	40.44%	25.37	6.70	-18.67	22.58	22.58	0.00	0.00	0.00	0.00
10	NSRCPH	90.00	40.44%	0.89	1.34	0.45	2.59	2.59	0.00	0.00	0.00	0.00
11	NSTPDC PH	50.00	40.44%	1.20	1.80	0.60	5.13	5.13	0.00	0.00	0.00	0.00
12	Sileru Complex	725.00	40.44%	143.50	123.51	-19.99	24.03	24.03	0.00	0.00	0.00	0.00
13	Pennaahobilam	20.00	40.44%	0.00	-0.04	-0.04	1.34	1.35	0.00	0.00	0.00	0.00
14	Mini Hydel (Chettipeta)	1.00	40.44%	0.08	0.09	0.01	0.18	0.18	0.00	0.00	0.00	0.00
	GENCO-HYDEL	1656.00		171.04	133.40	-37.64	55.85	55.85	0.00	0.00	0.00	0.00
15	Inter-state hydel	141.60	40.44%	31.09	38.29	7.20	6.25	6.25	0.00	0.00	0.00	0.00
	APGENCO-TOTAL	5207.60		1741.63	1699.73	-41.90	308.83	301.05	-7.78	520.53	504.33	-16.20
16	NTPC (SR) Ramagundam I & II	273.42	40.44%	197.67	194.36	-3.31	13.68	7.90	-5.78	48.23	49.34	1.11
17	NTPC (SR) Simhadri Stage 1	461.10	40.44%	249.31	330.49	81.18	39.17	31.65	-7.52	78.53	96.86	18.33
18	NTPC (SR) Simhadri Stage 2	190.00	40.44%	91.83	65.52	-26.31	21.69	13.07	-8.61	28.38	19.04	-9.33
19	NTPC (SR) Talcher St. II	175.20	40.44%	125.49	128.26	2.77	9.33	9.20	-0.13	24.85	24.00	-0.84
20	NTPC (SR) Ramagundam Stage-III	68.80	40.44%	36.60	54.37	17.77	3.47	3.93	0.46	8.78	13.60	4.81
21	NTPC Kudgi Stage 1	215.04	40.44%	127.14	46.10	-81.04	23.01	28.35	5.35	44.37	15.88	-28.49
22	NTECL Valluru	87.90	40.44%	69.11	58.66	-10.45	9.38	11.01	1.63	23.64	18.24	-5.40
23	NLC Stage-I	47.65	40.44%	34.83	35.46	0.63	4.31	2.13	-2.18	10.03	9.35	-0.68
24	NLC Stage-II	86.93	40.44%	62.49	54.38	-8.11	4.45	4.02	-0.43	17.31	14.34	-2.97
25	NPC (MAPS)	18.40	40.44%	5.16	0.22	-4.94	0.00	0.00	0.00	1.35	0.05	-1.29

S.No	Generating Station / Stage / Source	Incentive (C)			Income Tax (D)			Others (E)			Total (F) = (A+B+C+D+E)		
		T.O (j)	Acutal (k)	Variation (l)=(k)-(j)	T.O (m)	Acutal (n)	Variation (o)=(n)-(m)	T.O (p)	Acutal (q)	Variation (r)=(q)-(p)	T.O (s)	Acutal (t)	Variation (u)=(t)-(s)
1	Dr.NTTPS-I			0.00			0.00			0.00	117.78	115.01	-2.77
2	Dr.NTTPS-II			0.00			0.00			0.00	117.78	115.01	-2.77
3	Dr.NTTPS-III			0.00			0.00			0.00	117.78	115.01	-2.77
4	Dr.NTTPS-IV			0.00			0.00			0.00	136.13	135.12	-1.02
5	RTPP Stage-I			0.00			0.00			0.00	56.89	41.93	-14.96
6	RTPP Stage-II			0.00			0.00			0.00	26.11	70.58	44.47
7	RTPP Stage-III			0.00			0.00			0.00	17.11	29.49	12.39
8	RTPP Stage-IV			0.00			0.00			0.00	177.68	121.14	-56.53
	TOTAL (Thermal)	0.00	0.00	-0.00	0.00	0.00	0.00	0.00	0.00	-0.00	767.26	743.28	-23.98
9	Srisaillam -RBPH			0.00			0.00			0.00	22.58	22.58	0.00
10	NSRCPH			0.00			0.00			0.00	2.59	2.59	0.00
11	NSTPDC PH			0.00			0.00			0.00	5.13	5.13	0.00
12	Sileru Complex			0.00			0.00			0.00	24.03	24.03	0.00
13	Pennaahobilam			0.00			0.00			0.00	1.34	1.35	0.00
14	Mini Hydel (Chettipeta)			0.00			0.00			0.00	0.18	0.18	0.00
	GENCO-HYDEL	0.00	0.00	0.00	0.00	0.00	0.00	0.00	0.00	0.00	55.85	55.85	0.00
15	Inter-state hydel			0.00			0.00			0.00	6.25	6.25	0.00
	APGENCO-TOTAL	0.00	0.00	0.00	0.00	0.00	0.00	0.00	0.00	0.00	829.36	805.38	-23.98
16	NTPC (SR) Ramagundam I & II			0.00			0.00			0.00	61.91	57.24	-4.67
17	NTPC (SR) Simhadri Stage 1			0.00			0.00			0.00	117.70	128.51	10.81
18	NTPC (SR) Simhadri Stage 2			0.00			0.00			0.00	50.06	32.11	-17.95
19	NTPC (SR) Talcher St. II			0.00			0.00			0.00	34.17	33.20	-0.97
20	NTPC (SR) Ramagundam Stage-III			0.00			0.00			0.00	12.25	17.52	5.27
21	NTPC Kudgi Stage 1			0.00			0.00			0.00	67.38	44.23	-23.14
22	NTECL Valluru			0.00			0.00			0.00	33.02	29.25	-3.77
23	NLC Stage-I			0.00			0.00			0.00	14.34	11.48	-2.86
24	NLC Stage-II			0.00			0.00			0.00	21.76	18.36	-3.40
25	NPC (MAPS)			0.00			0.00			0.00	1.35	0.05	-1.29

S.No	Generating Station / Stage / Source	Plant Capacity (MW)	DISCOM's Share (%)	Energy (MU)			Fixed (A)			Variable (B)		
				T.O (a)	Actual (b)	Variation (c)=(b)-(a)	T.O (d)	Actual (e)	Variation (f)=(e)-(d)	T.O (g)	Actual (h)	Variation (i)=(h)-(g)
26	NPC (Kaiga Unit-I,II)	56.28	40.44%	39.90	87.92	48.02	0.00	0.00	0.00	13.89	30.22	16.33
27	NPC (Kaiga Unit-III & IV)	59.95	40.44%	42.57		-42.57	0.00	0.00	0.00	14.81		-14.81
28	NTPL (NLC Tamilnadu Power Ltd Stage-1)(TUTICORIN)	123.23	40.44%	78.80	82.75	3.95	14.25	13.43	-0.83	22.85	25.23	2.38
29	NLC NNTPS	52.80	40.44%	19.65	29.39	9.74	4.46	5.56	1.11	4.60	6.41	1.81
	CGS TOTAL	1916.70		1180.55	1167.88	-12.67	147.17	130.24	-16.93	341.62	322.58	-19.04
30	JNNSM PH-1 THERMAL	*39MW clubbed into NTPC plants	40.44%	18.24	16.70	-1.54	4.70	0.00	-4.70	6.53	7.47	0.94
31	NCE-WIND TOTAL	3757.15	100.00%	2126.88	1798.69	-328.19	0.00	0.00	0.00	516.83	437.08	-79.75
32	NCE -OTHERS	281.00	100.00%	34.28	34.82	0.54	0.00	0.00	0.00	17.62	18.17	0.55
33	NCE-SOLAR Total	2466.00	100.00%	1390.26	1080.51	-309.75	0.00	0.00	0.00	339.22	309.85	-29.37
34	JNNSM PH-1 SOLAR	39.00	100.00%	6.60	16.70	10.10	0.00	0.00	0.00	6.93	17.91	10.98
35	JNNSM PH-2 SOLAR	1250.00	100.00%	894.39	746.62	-147.77	0.00	0.00	0.00	218.23	334.12	115.89
	Total NCE	7793.15		4452.41	3677.35	-775.06	0.00	0.00	0.00	1098.84	1117.13	18.29
36	Godavari Gas	216.82	40.44%	77.09	49.34	-27.75	2.02	2.05	0.03	16.96	10.58	-6.38
37	Thermal Powertech Corporation India	230.55	40.44%	159.44	188.83	29.39	28.25	27.62	-0.63	37.15	42.94	5.79
38	SDSTPS (APPDCL)	1600.00	40.44%	1171.22	433.07	-738.15	180.08	70.81	-109.27	367.76	135.98	-231.78
	Total Others	2047.37		1407.75	671.25	-736.50	210.35	100.48	-109.87	421.87	189.51	-232.37
	Total Dispatch	17003.82		8800.58	7232.90	-1567.68	671.05	531.77	-139.27	2389.38	2141.01	-248.37
39	JNNSM PH-II THERMAL	*500MW clubbed into NTPC plants	40.44%			0.00			0.00		0.14	0.14
40	Short Term Purchases (Exchanges)				1765.64	1765.64			0.00		638.72	638.72
41	Sale to EPDCL			1768.88	1610.81	-158.07			0.00	516.51	592.78	76.27
42	Sale to CPDCL			887.50	915.09	27.59			0.00	260.04	336.75	76.72
	Net Dispatch	17003.82		6144.20	6472.64	328.44	671.05	531.77	-139.27	1612.83	1850.33	237.50
43	UI Energy				26.83	26.83			0.00		19.79	19.79
44	NCE SOLAR-PROVISIONAL (SPRNG NPKUNTA)				114.11	114.11			0.00		31.95	31.95
	Total Power Purchase	17003.82		6144.20	6613.58	469.38	671.05	531.77	-139.27	1612.83	1902.08	289.24
45	Transmission Cost											
46	SLDC Cost											
47	PGCIL Cost											
48	ULDC Cost											
	Grand Total Power Purchase	17003.82		6144.20	6613.58	469.38	671.05	531.77	-139.27	1612.83	1902.08	289.24

S.No	Generating Station / Stage / Source	Incentive (C)			Income Tax (D)			Others (E)			Total (F) = (A+B+C+D+E)		
		T.O (j)	Acutal (k)	Variation (l)=(k)-(j)	T.O (m)	Acutal (n)	Variation (o)=(n)-(m)	T.O (p)	Acutal (q)	Variation (r)=(q)-(p)	T.O (s)	Acutal (t)	Variation (u)=(t)-(s)
26	NPC (Kaiga Unit-I,II)			0.00			0.00			0.00	13.89	30.22	16.33
27	NPC (Kaiga Unit-III & IV)			0.00			0.00			0.00	14.81	0.00	-14.81
28	NTPL (NLC Tamilnadu Power Ltd Stage-1)(TUTICORIN)			0.00			0.00			0.00	37.10	38.66	1.55
29	NLC NNTPS			0.00			0.00			0.00	9.06	11.97	2.92
	CGS TOTAL	0.00	0.00	0.00	0.00	0.00	0.00	0.00	0.00	0.00	488.79	452.82	-35.97
30	JNNM PH-1 THERMAL			0.00			0.00			0.00	11.22	7.47	-3.75
31	NCE-WIND TOTAL			0.00			0.00			0.00	516.83	437.08	-79.75
32	NCE -OTHERS			0.00			0.00			0.00	17.62	18.17	0.55
33	NCE-SOLAR Total			0.00			0.00			0.00	339.22	309.85	-29.37
34	JNNM PH-1 SOLAR			0.00			0.00			0.00	6.93	17.91	10.98
35	JNNM PH-2 SOLAR			0.00			0.00			0.00	218.23	334.12	115.89
	Total NCE	0.00	0.00	0.00	0.00	0.00	0.00	0.00	0.00	0.00	1098.84	1117.13	18.29
36	Godavari Gas			0.00			0.00			0.00	18.98	12.63	-6.35
37	Thermal Powertech Corporation India			0.00			0.00			0.00	65.40	70.57	5.17
38	SDSTPS (APPDCL)			0.00			0.00			0.00	547.84	206.79	-341.05
	Total Others	0.00	0.00	0.00	0.00	0.00	0.00	0.00	0.00	0.00	632.22	289.99	-342.23
	Total Dispatch	0.00	0.00	0.00	0.00	0.00	0.00	0.00	0.00	0.00	3060.43	2672.78	-387.65
39	JNNM PH-II THERMAL			0.00			0.00			0.00	0.00	0.14	0.14
40	Short Term Purchases (Exchanges)			0.00			0.00			0.00	0.00	638.72	638.72
41	Sale to EPDCL			0.00			0.00			0.00	516.51	592.78	76.27
42	Sale to CPDCL			0.00			0.00			0.00	260.04	336.75	76.72
	Net Dispatch	0.00	0.00	0.00	0.00	0.00	0.00	0.00	0.00	0.00	2283.88	2382.11	98.23
43	UI Energy			0.00			0.00			0.00	0.00	19.79	19.79
44	NCE SOLAR-PROVISIONAL (SPRNG NPKUNTA)			0.00			0.00			0.00	0.00	31.95	31.95
	Total Power Purchase	0.00	0.00	0.00	0.00	0.00	0.00	0.00	0.00	0.00	2283.88	2433.85	149.97
45	Transmission Cost										248.18	248.18	0.00
46	SLDC Cost										10.84	11.12	0.28
47	PGCIL Cost										149.90	118.48	-31.42
48	ULDC Cost										1.50	0.25	-1.25
	Grand Total Power Purchase	0.00	0.00	0.00	0.00	0.00	0.00	0.00	0.00	0.00	2694.29	2811.87	117.58

Annexure - II

SPDCL Monthly Deviation in Energy & PP Cost with reference to APERC approved Energy Dispatch and PP cost for the FIRST QUARTER

Name of the Thermal Station	AS PER APERC RST FY 2021-22 (Approved Figures)							AS PER ACTUAL FY 2021-22						
	Energy (MU)	VC (Rs. Cr)	VC (Rs/K wh)	FC (Rs. Cr)	FC (Rs/K wh)	Total Cost (Rs. Cr)	Per unit Cost (Rs/K wh)	Energy (MU)	VC (Rs. Cr)	VC (Rs/Kwh)	FC (Rs. Cr)	FC (Rs/Kwh)	Total Cost (Rs. Cr)	Per unit Cost (Rs/Kwh)
Dr.NTTPS-I	282.40	94.32	3.34	23.46	0.83	117.78	4.17	274.09	91.54	3.34	23.46	0.86	115.01	4.20
Dr.NTTPS-II	282.40	94.32	3.34	23.46	0.83	117.78	4.17	274.09	91.54	3.34	23.46	0.86	115.01	4.20
Dr.NTTPS-III	282.40	94.32	3.34	23.46	0.83	117.78	4.17	274.09	91.54	3.34	23.46	0.86	115.01	4.20
Dr.NTTPS-IV	340.79	107.35	3.15	28.78	0.84	136.13	3.99	337.56	106.33	3.15	28.78	0.85	135.12	4.00
RTPP Stage-I	78.20	30.19	3.86	26.71	3.42	56.89	7.28	53.23	15.22	2.86	26.71	5.02	41.93	7.88
RTPP Stage-II	0.00	0.00	3.86	26.11		26.11		129.00	44.47	3.45	26.10	2.02	70.58	5.47
RTPP Stage-III	0.00	0.00	3.86	17.11		17.11		45.88	12.39	2.70	17.10	3.73	29.49	6.43
RTPP Stage-IV	273.31	100.03	3.66	77.65	2.84	177.68	6.50	140.11	51.28	3.66	69.86	4.99	121.14	8.65
TOTAL (Thermal)	1539.50	520.53	3.38	246.73	1.60	767.26	4.98	1528.04	504.33	3.30	238.95	1.56	743.28	4.86
Srisailem -RBPH	25.37	0.00	0.00	22.58	8.90	22.58	8.90	6.70	0.00	0.00	22.58	33.72	22.58	33.72
NSRCPH	0.89	0.00	0.00	2.59	29.10	2.59	29.10	1.34	0.00	0.00	2.59	19.34	2.59	19.34
NSTPDC PH	1.20	0.00	0.00	5.13	42.77	5.13	42.77	1.80	0.00	0.00	5.13	28.50	5.13	28.50
Sileru Complex	143.50	0.00	0.00	24.03	1.67	24.03	1.67	123.51	0.00	0.00	24.03	1.95	24.03	1.95
Pennaahobilam	0.00	0.00	0.00	1.34		1.34		-0.04	0.00	0.00	1.35	-345.74	1.35	
Mini Hydel (Chettipeta)	0.08	0.00	0.00	0.18	22.19	0.18	22.19	0.09	0.00	0.00	0.18	19.81	0.18	19.81
GENCO-HYDEL	171.04	0.00	0.00	55.85	3.27	55.85	3.27	133.40	0.00	0.00	55.85	4.19	55.85	4.19
Inter-state hydel	31.09	0.00	0.00	6.25	2.01	6.25	2.01	38.29	0.00	0.00	6.25	1.63	6.25	1.63
APGENCO-TOTAL	1741.63	520.53	2.99	308.83	1.77	829.36	4.76	1699.73	504.33	2.97	301.05	1.77	805.38	4.74
NTPC (SR) Ramagundam I & II	197.67	48.23	2.44	13.68	0.69	61.91	3.13	194.36	49.34	2.54	7.90	0.41	57.24	2.95
NTPC (SR) Simhadri Stage 1	249.31	78.53	3.15	39.17	1.57	117.70	4.72	330.49	96.86	2.93	31.65	0.96	128.51	3.89
NTPC (SR) Simhadri Stage 2	91.83	28.38	3.09	21.69	2.36	50.06	5.45	65.52	19.04	2.91	13.07	1.99	32.11	4.90
NTPC (SR) Talcher St. II	125.49	24.85	1.98	9.33	0.74	34.17	2.72	128.26	24.00	1.87	9.20	0.72	33.20	2.59
NTPC (SR) Ramagundam Stage-III	36.60	8.78	2.40	3.47	0.95	12.25	3.35	54.37	13.60	2.50	3.93	0.72	17.52	3.22
NTPC Kudgi Stage 1	127.14	44.37	3.49	23.01	1.81	67.38	5.30	46.10	15.88	3.44	28.35	6.15	44.23	9.60
NTECL Valluru	69.11	23.64	3.42	9.38	1.36	33.02	4.78	58.66	18.24	3.11	11.01	1.88	29.25	4.99
NLC Stage-I	34.83	10.03	2.88	4.31	1.24	14.34	4.12	35.46	9.35	2.64	2.13	0.60	11.48	3.24
NLC Stage-II	62.49	17.31	2.77	4.45	0.71	21.76	3.48	54.38	14.34	2.64	4.02	0.74	18.36	3.38
NPC (MAPS)	5.16	1.35	2.61	0.00	0.00	1.35	2.61	0.22	0.05	2.49	0.00	0.00	0.05	
NPC (Kaiga Unit-I,II)	39.90	13.89	3.48	0.00	0.00	13.89	3.48				0.00			
NPC (Kaiga Unit-III & IV)	42.57	14.81	3.48	0.00	0.00	14.81	3.48	87.92	30.22	3.44	0.00	0.00	30.22	3.44
NTPL (NLC Tamilnadu Power Ltd Stage-1)(TUTICORIN)	78.80	22.85	2.90	14.25	1.81	37.10	4.71	82.75	25.23	3.05	13.43	1.62	38.66	4.67
NLC NNTPS	19.65	4.60	2.34	4.46	2.27	9.06	4.61	29.39	6.41	2.18	5.56	1.89	11.97	4.07
CGS TOTAL	1180.55	341.62	2.89	147.17	1.25	488.79	4.14	1167.88	322.58	2.76	130.24	1.12	452.82	3.88

SRINIVASA
RAO
BONDALAPATI

Digitally signed by
SRINIVASA RAO
BONDALAPATI
Date: 2021.09.22
17:29:37 +05'30'

SR.No. 127 of 2021

SOUTHERN POWER DISTRIBUTION COMPANY OF A.P. LIMITED
19-13-65/A, Vidyut Nilayam, Srinivasapuram, Tirupati (www.apspdcl.in)

From
The Executive Director,
RAC & Plg., APSPDCL, 19-13-65/A,
Vidyut Nilayam, Srinivasapuram,
Tirupati – 517501.

To
The Secretary,
APERC, #11-4-660,
Singareni Bhavan, Red Hills,
Lakdi-ka-pul, Hyderabad.

Lr No. ED/RAC&Plg./SPDCL/TPT/GM/RAC/F:FPPCA/D.No.370/2021 dt.30-09-2021

Sir,


Sub:- APSPDCL/Tirupati – Application for pass through of Fuel & Power Purchase Cost Adjustment (FPPCA) for 1st quarter for FY 2021-22 (Apr'21 to Jun'21) in Rs./unit as per Regulation No.4 of 2021 – Submitted – Regarding.

Ref:- Regulation No.4 of 2021

The licensee is herewith submitting 1 No. application for pass through of Fuel & Power Purchase Cost Adjustment (FPPCA) for 1st quarter for FY 2021-22 (Apr'21 to Jun'21) in Rs./unit for approval / orders of the Honourable Commission please.

Yours faithfully,

Encl : Application in Original (6 sets)


Executive Director
RAC & Plg

