

**Independent Auditor's Review Report on Unaudited Quarterly Financial Results of the
Company for the quarter ended 31st December 2024.**

To

The Board of Directors,

M/s. Southern Power Distribution Company of Andhra Pradesh Limited,
Tirupati.

We have reviewed the accompanying statements of Unaudited Financial results of M/s. Southern Power Distribution Company of Andhra Pradesh Limited ("APSPDCL" or "the Company") for the quarter ended 31st December 2024, being submitted by the company pursuant to the requirements of Corporate Governance Guidelines (Revised) issued by the Ministry of Power for state DISCOMS dated 27.04.2023.

Management is responsible for the preparation and presentation of this statement in accordance with the recognition and measurement principles laid down in Accounting Standard 25, "Interim Financial Reporting" prescribed under Section 133 of the Companies Act, 2013 as amended, read with relevant rules issued thereunder and other accounting principles generally accepted in India. The statement is approved by the company's Board of Directors. Our responsibility is to express a conclusion on the statements based upon our review.

We conducted our review of the Statement in accordance with the Standard on Review Engagements (SRE) 2410, "Review of Interim Financial Information Performed by the Independent Auditor of the Entity", issued by the Institute of Chartered Accountants of India (ICAI). This standard requires that we plan and perform the review to obtain moderate assurance as to whether the financial results are free of material misstatement. A review is limited primarily to inquiries of company personnel and analytical procedures applied to financial data. A review is substantially less in scope than an audit conducted in accordance with Standards on Auditing and consequently does not enable us to obtain assurance that we would become aware of all significant matters that might be identified in an audit and thus provides less assurance than an audit. Accordingly, we do not express an audit opinion.

Basis for Qualified conclusion:

1. The provision towards terminal benefits as at 31.12.2024 is ₹4,878.17 crores. For the year ended 31.03.2024, based on the actuarial valuation report, the shortfall in provision towards terminal benefits is 1,537.38 crores. Company has made a provision of ₹ 250 crores each during Q1, Q2 and Q3 of FY 2024-25 towards terminal benefits on adhoc basis. However, as at 31.12.2024, the company has not obtained the actuarial valuation report as at 31.12.2024 in order to review and make adequate provision towards terminal benefits. In the absence of adequate information, we are unable to comment on its impact on the financial statements.


Mumbai Branch:
511, The Corporate Centre,
Nirmal Lifestyle Mall, L.B.S. Road,
Mulund West, Mumbai - 400 080
Ph: 022-25671155 / 1199

Bangalore Branch:
202, Akash Avenue, # 34, 1st Main,
SBM Colony, Anand Nagar,
Bangalore - 560 024
Ph : +91-9241570047

Chennai Branch :
57/4, Third Floor, First Street,
Kamaraj Avenue,
Adyar, Chennai - 600020.
Cell: +91-9989090404

Thane Branch :
Flat No. 704, Yash Ashoka CHSL,
Near Mangla High School,
Thane - 400 060.
Cell : +91-9967738900

Tirupati Branch:
Door No. 19-9-1G, Kakathiya
Nagar, Old Thiruchanur Road,
Tirupati - 517 501.
Cell : +91-9704899666



2. **Accounting for Interest on Outstanding FRP Bonds under the UDAY Scheme: As on 31.12.2024, Liability of the company with regard to FRP Bonds issued to AP Genco is ₹ 211.15 Crores.** Under the UDAY Scheme (Ujwal Discom Assurance Yojana) initiated by the Government of India, the Government of Andhra Pradesh issued GO.Rt.No.11 dated January 19, 2023, to take over the remaining 25% of FRP bonds outstanding, amounting to ₹211.15 crore. However, the liability to AP Genco is not discharged by the company or GoAP. In view of the same, company is liable to pay interest for the period from October 2016 to December 2024 amounting to ₹ 173.43 crores (approx.) resulted in understatement of finance costs for prior periods, understatement of profit and understatement of liability of ₹ 173.43 crore.
3. **Long outstanding advance to APPDCL:** As of March 31, 2024, an amount of ₹ 578.33 crore remained outstanding as a power purchase advance. During the financial year 2024-25, the company made an additional advance of ₹ 1543.82 crore and adjusted an amount of ₹ 1303.39 crore towards power purchases during the year. As of December 31, 2024, the unadjusted advance amount stood at ₹ 818.77 crore. It is understood company is making advances to APPDCL before adjusting the earlier advance which is in prejudicial in the interest of company as the company is having undischarged loan liability which is due as at 31.12.2024 is ₹ 202.63 crore. Company is also making power purchase bills payments instead of adjusting them to the advances given earlier. During the period these payments amounted to ₹ 256.13 crore.
4. Power purchase cost is subject to revision - Accounting of power purchase bills, debit / credit notes which are provisional and are subject to revision at a later date (Fuel Cost Adjustment, Supplementary claims such as Minimum Alternative Tax, income tax, Changes in law etc.). The consequential impact on creditor's balances, profit for the year, if any, is presently not ascertainable. Further, company has not made adequate provision towards banked energy units as on 31.12.2024.
5. In April 2024 bill, AP Transco has stated arrears payable by APSPDCL as ₹1,132.72 crore. However, as per the Company's books, the arrears recorded are significantly lower.
- Arrears as per AP Transco Bill = ₹1,132.72 crore
 - Less: True Down Adjustment for FY 2023-24 = ₹457.23 crore
 - Net Arrears as per AP Transco = ₹675.49 crore
 - Arrears as per APSPDCL Books = ₹3.21 crore
 - Unreconciled Variance = ₹672.28 crore

Company has not performed reconciliation in order to determine the reason for this variance and in the absence of such reconciliation, we are unable to comment on its impact on financial statements.



Mumbai Branch:

511, The Corporate Centre,
Nirmal Lifestyle Mall, L.B.S. Road,
Mulund West, Mumbai - 400 080
Ph: 022-25671155 / 1199

Bangalore Branch:

202, Akash Avenue, # 34, 1st Main,
SBM Colony, Anand Nagar,
Bangalore - 560 024
Ph: +91-9241570047

Chennai Branch :

57/4, Third Floor, First Street,
Kamaraj Avenue,
Adyar, Chennai - 600020.
Cell: +91-9989090404

Thane Branch :

Flat No. 704, Yash Ashoka CHSL,
Near Mangla High School,
Thane - 400 060.
Cell : +91-9967738900

Tirupati Branch:

Door No. 19-9-1G, Kakathiya
Nagar, Old Thiruchanur Road,
Tirupati - 517 501.
Cell : +91-9704899666

6. **Allocation of Costs for Excess Solar Panel Installations:** During the financial years 2020-21, 2021-22, and the first half of FY 2022-23, the power purchase cost was allocated among the three DISCOMs based on the geographical location of generating plants. The Vigilance Wing of A.P. Transmission Corporation (APTRANSCO) conducted inspections at various project sites in 2019 and allegedly identified the installation of additional solar panels beyond the approved capacity. As per the APERC Order dated 01.02.2023, APPCC agreed to make payments for the excess panels under the following conditions:

- i. Removal of additional panels installed after the Commercial Operation Date (COD).
- ii. The payment made would be considered as full and final settlement.
- iii. The generator would not pursue any claims in any forum.

The total payment made to various generators for excess panel installations from the date of COD has been entirely allocated to APSPDCL, amounting to **₹56.33 crores**. However, a portion of this cost should be classified as Discom-to-Discom revenue and distributed based on the inter-trade rates applicable for each financial year. In the absence of adequate information, we are unable to comment on the impact on the financial statements.

7. **Allocation of Increased Power Purchase Cost:** During the financial years 2020-21, 2021-22, and the first half of FY 2022-23, the power purchase cost was allocated among the three DISCOMs based on the geographical location of generating plants. APGENCO (Solar 400W) issued supplementary invoices retrospectively from the date of COD due to an increase in the cost per energy unit, as per the APERC Order dated 18.06.2024.

The increased tariff cost of ₹ 25.05 crores for the mentioned financial years has been entirely accounted for under APSPDCL in the current financial year. However, a portion of this cost should be classified as Discom-to-Discom revenue and distributed based on the inter-trade rates applicable for each financial year. In the absence of adequate information, we are unable to comment on the impact on the financial statements.

8. **Recognition of Provisional True-Down Costs for FY 2023-24:** During FY 2023-24, the company recognized ₹457.27 crore as an additional provisional true-down, based on a letter received from APTRANSCO in May 2024. This amount was adjusted against the liability for power purchase costs (towards transmission charges) instead of disclosing the true-down as subject to approval by the Hon'ble APERC. The Hon'ble APERC approved a provisional true-down of ₹196.98 crore for APTRANSCO in the 4th Control Period through the RSTO for FY 2024-25. However, during our review, it was noted that the Hon'ble APERC has not issued an order for the excess true-down cost of ₹ 260.29 Crore (i.e. ₹ 457.27 Crore - ₹ 196.98 Crore) recognized during FY 2023-24. As a result, the company should derecognize the excess true-down cost (i.e., ₹ 260.29 crores) in FY 2024.

Mumbai Branch:

511, The Corporate Centre,
Nirmal Lifestyle Mall, L.B.S. Road,
Mulund West, Mumbai - 400 080
Ph: 022-25671155 / 1199

Bangalore Branch:

202, Akash Avenue, # 34, 1st Main,
SBM Colony, Anand Nagar,
Bangalore - 560 024
Ph : +91-9241570047

Chennai Branch :

57/4, Third Floor, First Street,
Kamaraj Avenue,
Adyar, Chennai - 600020.
Cell: +91-9989090404

Thane Branch :

Flat No. 704, Yash Ashoka CHSL,
Near Mangla High School,
Thane - 400 060.
Cell : +91-9967738900

Tirupati Branch

Door No. 19-9-1G, Kakathiya
Nagar, Old Thiruchanur Road,
Tirupati - 517 501.
Cell : +91-9704899666

2024-25. Failure to do so has resulted in an understatement of loss and trade payable by ₹260.29 crore for FY 2024-25.

9. We have observed that company has classified ₹2,901.82 crores as current maturities out of long-term liabilities instead of ₹2,663.97 crores. This resulted in an overstatement of current maturities and understatement of long-term borrowings by ₹ 237.85 crores.
10. **Deposit with State Government:** The Company has deposited an amount of ₹5,110.57 crore into the Personal Deposit Account of the Government of Andhra Pradesh. However, the rationale for this deposit has not been provided. In the absence of adequate information, we are unable to assess or comment on its impact on the financial statements.
11. **Wrong classification of ICD:** Company has taken ICD from APSPCL. An amount of ₹ 70 crores is due but not paid as on 31.12.2024. The same is classified as short borrowings – others instead of short-term borrowings – current dues.
12. During the audit, we have noticed that company has made a short provision of interest expense amounting to ₹ 1.18 crores (PFC GEL – 0.45 crores ₹ and PFC IPDS 1 – 0.73 crores) which results in understatement of loss.
13. **Non-Reconciliation of Pending Balances:**
- a. During the audit, it was observed that several inter-unit balance General Ledger (GL) accounts contain unreconciled balances amounts to **₹137.45 crores**.
 - b. It was observed that the company follows the practice of settling loan liabilities, including interest payments, through the General Ledger (GL) Debt Service Clearing Account (a control account). An unreconciled debit balance of ₹27.90 crore was identified as of December 31, 2024.

In the absence of adequate information, we are unable to assess or comment on its impact on the financial statements.

14. **Misclassification of Assets:** During the audit, on a sample basis it was observed that certain assets have been misclassified under incorrect asset categories (i.e., electric poles under low value assets category). This misclassification has resulted in inaccurate depreciation calculations, potentially leading to an overstatement of depreciation expenses in the financial statements by an amount of **₹ 16.61 lakhs**.



Mumbai Branch:
511, The Corporate Centre,
Nirmal Lifestyle Mall, L.B.S. Road,
Mulund West, Mumbai - 400 080
Ph: 022-25671155 / 1199

Bangalore Branch:
202, Akash Avenue, # 34, 1st Main,
SBM Colony, Anand Nagar,
Bangalore - 560 024
Ph: +91-9241570047

Chennai Branch :
57/4, Third Floor, First Street,
Kamaraj Avenue,
Adyar, Chennai - 600020.
Cell: +91-9989090404

Thane Branch :
Flat No. 704, Yash Ashoka CHSL,
Near Mangla High School,
Thane - 400 060.
Cell : +91-9967738900

Tirupati Branch:
Door No. 19-9-1G, Kakathiya
Nagar, Old Thiruchanur Road,
Tirupati - 517 501.
Cell : +91-9704899666

15. **Long Pending Capital Work-in-Progress:** As of March 31, 2024, Capital Work-in-Progress (CWIP), including Intangible Assets under Development, comprises 68,184 open work orders totalling ₹4,278.55 crore. Upon a detailed verification it is noted as below

Latest date of issue of material or progress to a work order falling	No. of work orders	Amount in Crores
More than 3 years	5,864	265.13
2 to 3 years	6,231	325.19
1 to 2 years	17,419	1,599.44
0 to 1 years	38,670	2,088.78
Total	68,184	4,278.55

Above information indicates either work has been completed but not capitalised for reasons like pending documentation or work has been abandoned. However, the company has not reviewed the status of each workorder to understand the underlying reason and to either capitalise or to provide impairment of work in progress. Hence, we are unable to comment on the impact on financial statements.

We have verified certain workorders on sample basis and observed that, CWIP includes 65 work orders related to Power Transformers (PTRs) and Sub-stations (SS), of which 54 works, valued at ₹171.92 crore, were completed and commercially charged as of March 31, 2024. These assets were not capitalized as PPE, contrary to AS-10, leading to overstatement of CWIP and understatement of PPE by ₹171.92 crore, understatement of depreciation expense by ₹15.44 crore (including ₹6.86 crore for prior periods) and understatement of loss by ₹15.44 crore. As we have not been provided adequate information on the CWIP position as of December 31, 2024, we are unable to comment on the impact on the financial statements for the period under review.

16. **Understatement of Interest Expense for ICD:** During the audit, it was observed that the interest expense related to Inter-Corporate Deposits (ICDs) from APGENCO, APTRANSCO, and APSPCL was recorded net of TDS in the expense ledger instead of accounting for the gross interest amount for April and May 2024. This has resulted in an understatement of finance costs by ₹1,23,63,079.

The corresponding liability for interest expense was credited to the Debt Servicing Ledger. Upon further review, it was noted that the TDS payable liability was correctly accounted for, and the interest payments were processed accurately. However, this accounting treatment led to an excess debit of ₹1,23,63,079 in the Debt Service Clearing Ledger.



Mumbai Branch:
511, The Corporate Centre,
Nirmal Lifestyle Mall, L.B.S. Road,
Mulund West, Mumbai - 400 080
Ph: 022-25671155 / 1199

Bangalore Branch:
202, Akash Avenue, # 34, 1st Main,
SBM Colony, Anand Nagar,
Bangalore - 560 024
Ph : +91-9241570047

Chennai Branch :
57/4, Third Floor, First Street,
Kamaraj Avenue,
Adyar, Chennai - 600020.
Cell: +91-9989090404

Thane Branch :
Flat No. 704, Yash Ashoka CHSL,
Near Mangla High School,
Thane - 400 060.
Cell : +91-9967738900

Tirupati Branch:
Door No. 19-9-1G, Kakathiya
Nagar, Old Thiruchanur Road,
Tirupati - 517 501.
Cell : +91-9704899666

17. **Incorrect Bifurcations of APPFCL Loans:** During the audit, it was observed that the outstanding loan from Andhra Pradesh Power Finance Corporation Limited (APPFCL) related to Term Loans 38 & 39 pertains solely to SPDCL. However, since the commencement of loan repayment, both the interest and principal portions have been apportioned to both SPDCL and CPDCL as per bifurcation ratio (i.e., 63.98:36.02). This misallocation has resulted in an understatement of finance costs by **₹ 34.67 crores** and an overstatement of long-term liabilities by **₹ 19.76 crores** for the financial year 2024-25. In the absence of inadequate information, we are unable to assess the full impact on the financial statements.
18. We have observed advances of ₹ 1,085.64 crore paid to vendors remain long outstanding. Further, we have noted certain advances with credit balances of ₹ 207.35 crore. Company has not analysed the reasons for such long outstanding balances and hence no accounting treatment is given in the financial statements. In the absence of adequate information, we are unable to comment its impact on the financial statements.

Vendor	Vendor Name	As on 31-12-2024	As on 31-03-2024	As on 31-03-2023
1310016	APGENCO (POWER PURCHASE)	7,33,69,53,898	7,33,69,53,898	7,33,69,53,898
1310006	GVK INDUSTRIES (REGULAR)	2,12,06,59,819	2,12,06,59,819	2,12,06,59,819
1310136	KONASEEMA GAS POWER STATION LT	57,76,26,108	57,76,26,108	57,76,26,108
1310497	GODAVARI GAS POWER PLANT(GGPP)	39,48,49,926	39,48,49,926	39,48,49,926
1411520	COMMON VENDOR FOR OP BALANCES	34,19,91,190	34,19,91,190	34,19,91,190
311383	TATA CONSULTANCY SERVICES LTD.	7,73,15,210	7,73,15,210	7,73,15,210
1412320	KPMG ADVISORY SERVICES PVT LTD	64,34,318	64,34,318	64,34,318
1411168	SENIOR DIVISIONAL FINANCE MANA	3,17,975	3,17,975	3,17,975
1412545	T. RAVINDRA	2,17,050	2,17,050	2,17,050
212018	SONOVISION ENTERPRISES	1,29,000	1,29,000	1,29,000
Total		10,85,64,94,494	10,85,64,94,494	10,85,64,94,494

19. **Non-Recognition of Liability for Compensation to Victims of Electrical Accidents:** According to the Andhra Pradesh Electricity Regulatory Commission (APERC), the "Compensation to Victims of Electrical Accidents Regulation, 2017" (Regulation No. 2 of 2017) outlines the guidelines for paying compensation to individuals affected by electrical accidents, stipulating the amount payable for loss of life, injury, or animal damage caused by electrical incidents within the state of Andhra Pradesh.

During the audit of the financial statements for the period ended 31.12.2024, it was observed that the company has received compensation claims amounting to **₹7.53 crores** from victims of electrical accidents. Upon verification, the company has completed assessment and approval of compensation orders for certain cases amounting to **₹1.33 crores**. However, no liability has been recognized, nor has any provision been created for these cases in the financial statements.

Mumbai Branch:
511, The Corporate Centre,
Nirmal Lifestyle Mall, L.B.S. Road,
Mulund West, Mumbai - 400 080
Ph: 022-25671155 / 1199

Bangalore Branch:
202, Akash Avenue, # 34, 1st Main,
SBM Colony, Anand Nagar,
Bangalore - 560 024
Ph : +91-9241570047

Chennai Branch :
57/4, Third Floor, First Street,
Kamaraj Avenue,
Adyar, Chennai - 600020.
Cell: +91-9989090404

Thane Branch :
Flat No. 704, Yash Ashoka CHSL,
Near Mangla High School,
Thane - 400 060.
Cell : +91-9967738900


Tirupati Branch:
Door No. 19-9-1G, Kakathiya
Nagar, Old Thiruchanur Road,
Tirupati - 517 501.
Cell : +91-9704899666

resulted in understatement of Other Expenses and current liabilities each by ₹ 1.33 crores which correspond to understatement of loss for the period.

For the remaining cases where assessment orders are yet to be passed, compensation claims amounting to **₹6.20 crores** (₹4.05 crores for FY 2023-24 and ₹2.16 crores for FY 2024-25) should be appropriately disclosed as contingent liabilities in accordance with Ind AS 37 – Provisions, Contingent Liabilities, and Contingent Assets.

20. The company is accounting certain expenses related to administration and repairs & maintenance upon making payment instead of accrual basis there by deviating the fundamental accounting policy. Details of certain instances are as below:

- a. Company has recorded the Lease charges of E-Cars/Vehicles in the current period relating to previous financial year (i.e., Sep23 to Mar24) which amounts to **₹1.24 crores**. Furthermore, no provision has been recorded for the current period expenses.
- b. Company has recorded the maintenance charges for SAP Accounting Software for the period 01.04.2024 to 31.12.024 in the current period. This amount includes both prior period and current period expenses. The amount relating to previous financial year (i.e., Jan24, Feb24 and Mar24) amounts to **₹36.89 lakhs** should be disclosed under prior period expenses.
- c. Company has entered an Agreement with M/s Bharti Airtel Ltd for providing of 8502 Nos. of CUG SIMs Data to O&M Staff and JLM Grade-II employees in 5 circles of APSPDCL with a plan of Rs.155/- per SIM per Month, every month Company is paying ₹13,17,810. Company has paid **₹58.47 lakhs** which relates to previous financial year (i.e., Dec23, Jan24, Feb24, Mar24), this amount should be disclosed as Prior Period Expenses.
- d. Company has purchased Computer System and recorded as expenses, whereas this need to be classified as Fixed Assets under Computer and IT Equipment. It amounts to **₹14.75 lakhs**.
- e. Company has paid rent payments of ₹34,000 per month for the buildings for the period from August 24 to November 24. As per Notification No. 05/2022-Central Tax (Rate), GST is applicable on a Reverse Charge Mechanism (RCM) basis when a registered entity rents a residential property from an unregistered person. However, the company has not accounted for the applicable GST for the specified period which amounts to **₹ 24,480**
- f. Company has a practise of recording expenses at the time of payments. This practise is against the accrual concept and not made the provisions for various expenses which includes telephone expenses, consultancy expenses, EESL Cars, electricity expenses, salaries etc. During the GL Scrutiny we have noticed that company has not made provisions relating to above said expenses which amounts to **₹ 1.98 crores**



Mumbai Branch:
511, The Corporate Centre,
Nirmal Lifestyle Mall, L.B.S. Road,
Mulund West, Mumbai - 400 080
Ph: 022-25671155 / 1199

Bangalore Branch:
202, Akash Avenue, # 34, 1st Main,
SBM Colony, Anand Nagar,
Bangalore - 560 024
Ph : +91-9241570047

Chennai Branch :
57/4, Third Floor, First Street,
Kamaraj Avenue,
Adyar, Chennai - 600020.
Cell: +91-9989090404

Thane Branch :
Flat No. 704, Yash Ashoka CHSL,
Near Mangla High School,
Thane - 400 060.
Cell : +91-9967738900

Tirupati Branch:
Door No. 19-9-1G, Kakathiya
Nagar, Old Thiruchanur Road,
Tirupati - 517 501.
Cell : +91-9704899666

21. The company has not repaid the loans availed from **Japan International Cooperation Agency (JICA)** and **World Bank (WB)** citing the uncertainty of payment obligation on the company. Further, the company has not made provision towards interest from the date of disbursement to 31.12.2024. In the absence of adequate information, we are unable to quantify the impact on the on the financial statements.
22. The Company has taken ICDs from M/s. APTRANSCO. An amount of ₹ 595.68 crore was outstanding as on 31.12.2024. However as per APPCC the outstanding balance as on 31.12.2024 is ₹ 698.17 crore thereby resulting in variance of ₹ 102.49 crore. In the absence of adequate reconciliation, we are unable to comment on the value of ICDs as at 31.12.2024.
23. Tariff Subsidy from GOAP of ₹ 1255.54 crores (including FPPCCA ₹55.12 crores) has been recognized in respect of agriculture consumption under free category consumers (unmetered). Tariff subsidy is determined based on consumption of units by above referred category of consumers. As there are no meters, units consumed is estimated by a department within the company. As there is no sufficient and appropriate evidence confirming the actual units consumed under such category, we have relied on the information provided to us by the management.
24. The company has not reviewed the position of contingent liabilities in relation to litigations pending with various authorities dealt at APPCC and the probability of outflow of resources as at 31.12.2024 (as at 31.03.2024, ₹4,236.38 crore) available to us, it is observed that the company has not made provision towards claims from generators w.r.t Generation based incentive (GBI), Capacity Utilization factor (CUF), Late payment surcharge (LPS) etc. though the orders are not in favour of company. Amount involved as on 31.03.2024 is ₹ 1034.38 crore. Further it is observed that there are certain claims which are rejected by the company, which have not been tracked and reviewed.

In the absence of adequate information, we are unable to comment on the adequacy of provision made and contingent liabilities as at 31.12.2024. Further, bifurcation of certain contingent liabilities into various AP Discoms has not been carried out and there is no reconciliation of deposits made with the various authorities, between the ledger balance and contingent liabilities schedule.

25. **Additional Interest on Pension Bonds** - As per Retail Supply Tariff Order (RSTO) of FY 2024-25, Additional interest on pension bonds to be recorded is ₹ 521.11 crores for FY 2024-25. An amount of ₹390.83 crores to be recorded in the books of accounts as at 31.12.2024. whereas AP GENCO has raised invoices against the company as per MYT of AP GENCO. Therefore, company has

Mumbai Branch:
511, The Corporate Centre,
Nirmal Lifestyle Mall, L.B.S. Road,
Mulund West, Mumbai - 400 080
Ph: 022-25671155 / 1199

Bangalore Branch:
202, Akash Avenue, # 34, 1st Main,
SBM Colony, Anand Nagar,
Bangalore - 560 024
Ph : +91-9241570047

Chennai Branch :
57/4, Third Floor, First Street,
Kamaraj Avenue,
Adyar, Chennai - 600020.
Cell: +91-9989090404

Thane Branch :
Flat No. 704, Yash Ashoka CHSL,
Near Mangla High School,
Thane - 400 060.
Cell : +91-9967738900

Tirupati Branch:
Door No. 19-9-1G, Kakathiya
Nagar, Old Thiruchanur Road,
Tirupati - 517 501.
Cell : +91-9704899666

recorded an amount of ₹451.27 crores (i.e. ₹601.70 crores per annum as per Invoices received from AP GENCO) as at 31.12.2024. As per RSTO of APSPDCL an amount of ₹ 521.11 crores was considered for Annual Revenue Requirement (ARR) for FY 2024-25. Therefore, an amount of ₹ 80.59 crores (601.70-521.11) is subject to approval of Hon'ble APERC.

26. The outstanding balance payable by APSPDCL to other Discoms amounting to ₹ 6,168.11 crores, no interest is being charged by the respective Discoms on outstanding balance effectively making it an interest-free loan.
27. Balance of Trade receivables, Trade payables, Suppliers, Contractors, ICD (DISCOMs), Deposits for electrification service connections, long term and short-term borrowings, long term and short-term Loans and Advances, Account balances pertaining to merger of Anantapur and Kurnool Circles, Bifurcation of APSPDCL into APSPDCL and APCPDCL, ICD from AP Transco, receivables from Government and other balances are subject to confirmations and further adjustments upon reconciliation.
28. The company's provision policy for bad debts covers debtors outstanding beyond 4 years, other than Government receivables and court-involved amounts. However, AS - 9 "Revenue Recognition" mandates provision for doubtful debts when uncertainty arises post-revenue recognition (court cases). Thus, the company's accounting policy misaligns with AS - 9 "Revenue Recognition". Company has a practise of reviewing and accounting the provision for bad debts at the end of each financial year. Therefore, company has not reviewed and made provision as at 31.12.2024 leading to an understatement of provision towards bad debts.
29. Other current assets include ₹ 454.45 crores receivable from State Government of Andhra Pradesh (GoAP) towards reimbursement of salaries paid to Energy Assistants (G.O.Ms.No.110 dt. 19.07.2019 read with Lr. No. ENE01/490/2019). APSPDCL is availing the services of Energy Assistants (JLM G-II) and no amounts were reimbursed by GoAP since inception. On prudent basis, provision towards the above shall be made, yet the company has not made the same resulting in understatement of loss and overstatement of receivable.
30. **Investment in Andhra Pradesh Power Development Company Limited (APPDCL):** During the financial year 2023-24, the Company subscribed to the rights issue of shares issued by APPDCL, resulting in an additional investment of ₹171.50 crore, which includes ₹85.24 crore subscribed on behalf of APCPDCL. This amount has been accounted for as a receivable from APCPDCL. Consequently, the total investment in APPDCL as of 31.12.2024 stands at ₹270.81 crore. However, the Company has not obtained consent from APCPDCL for holding shares in APPDCL corresponding to APCPDCL's share. As a result, the receivable amounting to ₹85.24 crore from APCPDCL remains subject to confirmation and reconciliation.

Mumbai Branch:
511, The Corporate Centre,
Nirmal Lifestyle Mall, L.B.S. Road,
Mulund West, Mumbai - 400 080
Ph: 022-25671155 / 1199

Bangalore Branch:
202, Akash Avenue, # 34, 1st Main,
SBM Colony, Anand Nagar,
Bangalore - 560 024
Ph : +91-9241570047

Chennai Branch :
57/4, Third Floor, First Street,
Kamaraj Avenue,
Adyar, Chennai - 600020
Cell: +91-9989090404

Thane Branch :
Flat No. 704, Yash Ashoka CHSL,
Near Mangla High School,
Thane - 400 060.
Cell : +91-9967738900

Tirupati Branch:
Door No. 19-9-1G, Kakathiya
Nagar, Old Thiruchanur Road,
Tirupati - 517 501.
Cell : +91-9704899666

As per the audited financial statements as of 31.03.2023, APPDCL has reported a negative net worth of ₹1,285.06 crore, indicating a permanent diminution in the value of investments. Despite this, the Company has not recognized a provision for the diminution in the value of investments, as mandated by Accounting Standard 13, "Accounting for Investments." Consequently, this has led to an overstatement of investments and an understatement of provisions.

31. During FY 2023-24, APPCC provisionally transferred a loan amount of ₹ 3,416.16 crore (comprising ₹1,597.79 crore under REC and ₹ 1,818.21 crore under PFC) along with interest of ₹ 389.87 crore to APCPDCL. However, a detailed reconciliation to identify the actual excess loan amount to be transferred to APCPDCL has not been conducted.

Additionally, following the bifurcation, the principal repayment and interest payment have been allocated between APSPDCL and APCPDCL in a 70:30 ratio, with no clear or justifiable basis for this allocation. In the absence of adequate information and proper reconciliation, we are unable to determine the impact of these transactions on the financial statements.


32. As on 31.12.2024, company has recognized an amount of ₹ 1,253.62 crores as revenue stating that the company has right on surplus energy generated by APGPCL. APGPCL approached Hon'ble High court of Andhra Pradesh and obtained stay order in their favour. In such case, on prudence basis, company shall not recognize revenue or shall recognize provision for the same.

33. As of March 31, 2024, the company held **17,44,767 Renewable Energy Certificates (RECs)**. During FY 2024-25, the company sold RECs worth ₹ 48.44 crore. However, the remaining REC certificates as of December 31, 2024, accumulates to 78,05,257 RECs have not been recognized in the financial statements. Additionally, the company lacks an accounting policy for the recognition, measurement, and disclosure of these certificates.

34. The company has accounted the following items in FY 2024-25 instead of accounting them as prior period expenditure/income as they pertain to FY 2023-24:

- A rebate of ₹ 15.85 crore from M/s APPDCL for advance payment or payment with days of the power purchase bills.
- A late payment surcharge of ₹ 30.66 crore payable to the Tata Group (Tata power Renewable Energy and Walwhan Renewable).

This accounting treatment has resulted in the recognition of prior period expense/income in the current financial year



Mumbai Branch:

511, The Corporate Centre,
Nirmal Lifestyle Mall, L.B.S. Road,
Mulund West, Mumbai - 400 080
Ph: 022-25671155 / 1199

Bangalore Branch:

202, Akash Avenue, # 34, 1st Main,
SBM Colony, Anand Nagar,
Bangalore - 560 024
Ph: +91-9241570047

Chennai Branch :

57/4, Third Floor, First Street,
Kamaraj Avenue,
Adyar, Chennai - 600020.
Cell: +91-9989090404

Thane Branch :

Flat No. 704, Yash Ashoka CHSL,
Near Mangla High School,
Thane - 400 060.
Cell: +91-9967738900


Tirupati Branch:

Door No. 19-9-1G, Kakathiya
Nagar, Old Thiruchanur Road,
Tirupati - 517 501.
Cell : +91-9704899666

Qualified Conclusion

Based on our review, with the exception of the matters described in the preceding paragraphs, nothing has come to our attention that causes us to believe that the accompanying statement prepared in accordance with the applicable Accounting Standard (AS) 25 Interim Financial Reporting specified under section 133 of the Companies Act, 2013 as amended, read with relevant rules issued thereunder and other recognized accounting practices and policies has not disclosed the information required to be disclosed, including the manner in which it is to be disclosed.

For Raju & Prasad
Chartered Accountants
FRN: 003475S


I. Dileep Kumar
Partner

M. No: 223943



UDIN: 25223943BMNZMP3502
Place Hyderabad
Date: 28.02.2025

Mumbai Branch:

511, The Corporate Centre,
Nirmal Lifestyle Mall, L.B.S. Road,
Mulund West, Mumbai - 400 080
Ph: 022-25671155 / 1199

Bangalore Branch:

202, Akash Avenue, # 34, 1st Main,
SBM Colony, Anand Nagar,
Bangalore - 560 024
Ph : +91-9241570047

Chennai Branch :

57/4, Third Floor, First Street,
Kamaraj Avenue,
Adyar, Chennai - 600020.
Cell: +91-9989090404

Thane Branch :

Flat No. 704, Yash Ashoka CHSL,
Near Mangla High School,
Thane - 400 060.
Cell : +91-9967738900

Tirupati Branch:

Door No. 19-9-1G, Kakathiya
Nagar, Old Thiruchanur Road,
Tirupati - 517 501.
Cell : +91-9704899666




SOUTHERN POWER DISTRIBUTION COMPANY OF A.P. LIMITED


BALANCE SHEET AS AT 31st DECEMBER 2024


Particulars	Figures as at the end of 31-12-2024 (Unaudited)	Figures as at the end of 31-03-2024 (Audited)
	₹ in Crore	₹ in Crore
I. EQUITY AND LIABILITIES		
(1) Shareholders' Funds		
(a) Share Capital	358.72	358.72
(b) Reserves and Surplus	(6,911.98)	(6,435.76)
(2) Non-Current Liabilities		
(a) Long-term borrowings	19,991.70	21,603.53
(b) Other Long-term liabilities	2,597.55	2,451.07
(c) Long-term provisions	4,783.38	4,239.25
(3) Current Liabilities		
(a) Short-term borrowings	12,442.97	10,880.61
(b) Trade payables	13,610.07	10,346.07
(c) Other current liabilities	1,980.16	2,061.67
(d) Short-term provisions	95.66	95.66
TOTAL	48,948.23	45,600.82
II. ASSETS		
(1) Non-Current Assets		
(a) Property, Plant and Equipment and Intangible assets		
(i) Property, Plant and Equipment	8,899.81	8,429.13
(ii) Intangible assets	7.49	10.55
(iii) Capital work-in-progress	4,526.87	4,278.55
(b) Non-current Investments	270.81	270.81
(c) Long term loans and advances	351.17	486.56
(d) Other Non-Current Assets	1,760.18	5,420.09
(2) Current assets		
(a) Inventories	783.62	808.40
(b) Trade receivables	14,367.46	15,011.60
(c) Cash and Bank balances	556.80	485.70
(d) Short-term loans and advances	7,355.96	2,404.69
(e) Other current assets	10,068.06	7,994.74
TOTAL	48,948.23	45,600.82

For and on behalf of the Board


K. SANTHOSHA RAO
Chairman & Managing
Director
DIN : 08879899


Y. LAKSHMI NARASIMHAN
Director (Finance) (FAC)
PAN : AATPY7283J


Y. LAKSHMI NARASIMHAN
Chief General Manager
(Finance)


B.V.S. PRAKASH
Company Secretary

Date : 28-02-2025






SOUTHERN POWER DISTRIBUTION COMPANY OF A.P. LIMITED
PROFIT AND LOSS STATEMENT FOR THE QUARTER AND 9 MONTHS ENDED 31st DECEMBER 2024

Particulars	Nine Months Ended 31-12-2024 (Unaudited)	Nine Months Ended 31-12-2023 (Unaudited)	Quarter Ended 31-12-2024 (Unaudited)	Quarter Ended 31-12-2023 (Unaudited)
	₹ in Crores	₹ in Crores	₹ in Crores	₹ in Crores
I. Revenue from operations	11,446.41	10,951.55	3,659.14	3,583.92
II. Other Income	1,702.83	1,337.74	588.57	479.48
III. Revenue from Subsidies and Grants	5,692.63	5,430.28	1,570.82	1,729.77
Total Income (I + II + III) - (A)	18,841.87	17,719.57	5,818.53	5,793.17
<u>Expenses:</u>				
IV. Cost of Power Purchase	14,221.30	14,569.58	4,555.47	4,662.81
V. Employee benefits expense	2,336.45	2,435.34	830.67	898.81
VI. Finance costs	2,203.75	1,992.09	691.25	671.03
VII. Depreciation and amortisation expense	788.29	683.17	283.65	230.68
VIII. Other expenses	356.21	354.55	112.29	129.81
Total Expenses (IV+V+VI+VII+VIII) - (B)	19,906.00	20,034.73	6,473.33	6,593.14
IX. Profit before exceptional and extraordinary items and tax (A - B)	(1,064.12)	(2,315.16)	(654.80)	(799.97)
X. Exceptional Items - Income/(Expenses)	-	-	-	-
XI. Profit before extraordinary items and tax (IX + X)	(1,064.12)	(2,315.16)	(654.80)	(799.97)
XII. Extraordinary Items	-	-	-	-
XIII. Profit before tax (XI - XII)	(1,064.12)	(2,315.16)	(654.80)	(799.97)
XIV. Tax expense				
(1) Current Tax	-	-	-	-
(2) Deferred Tax	-	-	-	-
XV. Profit/(Loss) for the period from continuing operations (XIII-XIV)	(1,064.12)	(2,315.16)	(654.80)	(799.97)
XVI. Transfer to Contingency Reserve	-	-	-	-
XVII. Profit/(Loss) for the period (XV-XVI)	(1,064.12)	(2,315.16)	(654.80)	(799.97)
XVIII. Earnings per equity share in ₹ :				
(1) Basic	(29.66)	(64.54)	(18.25)	(22.30)
(2) Diluted	(29.66)	(64.54)	(18.25)	(22.30)

For and on behalf of the Board


K. SANTHOSHA RAO
Chairman & Managing Director
DIN : 08879899


Y. LAKSHMI NARASAI
Chief General Manager (Finance)


Y. LAKSHMI NARASAI
Director (Finance) (FAC)
PAN / AATPY783J

B.V.S. PRAKASH
Company Secretary

Date : 28-02-2025




SOUTHERN POWER DISTRIBUTION COMPANY OF A.P. LIMITED
CASH FLOW STATEMENT FOR THE 9 MONTHS ENDED 31st DECEMBER 2024


Particulars	Nine Months Ended 31-12-2024 (Unaudited)		Nine Months Ended 31-12-2023 (Unaudited)	
	₹ in Crores	₹ in Crores	₹ in Crores	₹ in Crores
A Cash flow from operating activities				
Net Profit / (Loss) before taxation and exceptional items		(1,064.12)		(2,315.16)
Adjustments for items in Profit & Loss Account				
Amortization of Capital Contributions	(284.72)		(220.31)	
Depreciation and Amortization	788.29		683.17	
Expenses Capitalised	(295.54)		(268.26)	
Income from Investments	(5.20)		(3.16)	
Interest Subsidy	-		(19.38)	
Interest on Borrowings	2,268.72	2,471.54	2,024.25	2,196.31
Operating Profit / (Loss) before working capital changes		1,407.42		(118.85)
Adjustments for changes in Current Assets other than Cash and Cash Equivalents				
(Increase)/Decrease in Inventories	24.77		136.73	
(Increase)/Decrease in Trade receivables	644.15		80.06	
(Increase)/Decrease in Loans and Advances	(4,810.42)		(625.13)	
(Increase)/Decrease in Other Current Assets	(2,073.32)		(348.53)	
(Increase)/Decrease in Other Non-Current Assets	3,641.88		(2,222.55)	
Adjustments for changes in Current Liabilities and Provisions				
Increase/(Decrease) in Trade Payables	3,264.00		109.18	
Increase/(Decrease) in Other Current Liabilities	(108.70)		254.59	
Increase/(Decrease) in Other Long Term Liabilities	146.47		216.98	
Increase/(Decrease) in Provisions	544.13	1,272.97	592.98	(1,805.69)
Cash generated from Operations before exceptional items		2,680.39		(1,924.54)
Received from GoAP towards Losses taken over		-		-
Net cash flow from operating activities (Total of A)		2,680.39		(1,924.54)
B Cash flows from investing activities				
(Increase)/Decrease in Property, Plant and Equipment	(1,190.67)		(1,489.43)	
(Increase)/Decrease in Investments	(0.60)		0.21	
(Increase)/Decrease in Loans & Advances	(5.47)		3.06	
Income from Investments	5.20		3.16	
Net cash flow from investing activities (Total of B)		(1,191.53)		(1,483.01)
C Cash Flows from Financing Activities				
Increase/(Decrease) in Borrowings	(49.46)		5,063.26	
Increase/(Decrease) in Deferred Capital Contributions	872.63		480.09	
Interest Subsidy	-		19.38	
Interest on Borrowings	(2,241.53)		(2,119.41)	
Net Cash flow from Financing Activities (Total of C)		(1,418.36)		3,443.33
D Net Increase/(Decrease) in cash and cash equivalents (D=A+B+C)		70.50		35.78
E Cash and Cash Equivalents				
At the beginning of the year		455.97		139.59
At the end of the period		526.47		175.37
F Net Increase / (Decrease) in cash and cash equivalents		70.50		35.78

For and on behalf of the Board


K. SANTHOSHA RAO
Chairman & Managing Director
DIN : 08879899


Y. LAKSHMI NARASAI
Chief General Manager (Finance)


Y. LAKSHMI NARASAI
Director (Finance) (FAC)
PAN: AATPY7283J


B.V.S. PRAKASH
Company Secretary

Date : 28-02-2025

State:	Andhra Pradesh
Discom:	APSPDCL
Current Year (CY)	2024-25
Previous Year (PY)	2023-24

Profit & Loss

Table 1: Revenue Details
(Rs. Crore)

	Quarter 1		Quarter 2		Quarter 3		Cumulative (6M/9M/12M)	
	2024-25	2023-24	2024-25	2023-24	2024-25	2023-24	2024-25	2023-24
Revenue from Operations (A = A1+A2+A3+A4+A5+A6)	3,893.70	3,725.73	3,648.42	3,627.79	3,547.90	3,581.59	11,090.02	10,935.10
A1: Revenue from Sale of Power	3,037.93	3,156.42	3,084.22	3,056.92	2,746.58	3,134.54	8,868.73	9,347.88
A2: Fixed Charges/Recovery from theft etc.	448.62	420.94	450.11	429.24	459.56	429.26	1,358.29	1,279.44
A3: Revenue from Distribution Franchisee	-	-	-	-	-	-	-	-
A4: Revenue from Inter-state sale and Trading	354.63	136.70	-	123.11	274.99	-	629.62	259.81
A5: Revenue from Open Access and Wheeling	29.61	3.72	39.18	5.82	44.10	5.00	112.89	14.55
A6: Any other Operating Revenue	22.91	7.95	74.91	12.69	22.67	12.78	120.50	33.43
Revenue - Subsidies and Grants (B = B1+B2+B3)	2,153.34	1,849.26	2,213.62	1,851.25	1,682.06	1,729.77	6,049.02	5,430.28
B1: Tariff Subsidy Booked	2,153.34	1,849.26	2,213.62	1,851.25	1,682.06	1,729.77	6,049.02	5,430.28
B2: Revenue Grant under UDAY	-	-	-	-	-	-	-	-
B3: Other Subsidies and Grants	-	-	-	-	-	-	-	-
Other Income (C = C1+C2+C3)	539.12	433.12	575.14	439.26	588.56	481.81	1,702.83	1,354.18
C1: Income booked against deferred revenue*	-	-	-	-	-	-	-	-
C2: Misc Non-tariff income from consumers (including DPS)	440.49	351.07	460.29	369.70	473.67	383.81	1,374.45	1,104.59
C3: Other Non-operating income	98.63	82.04	114.86	69.56	114.89	98.00	328.38	249.60
Total Revenue on subsidy booked basis (D = A + B + C)	6,586.16	6,008.11	6,437.19	5,918.29	5,818.53	5,793.16	18,841.87	17,719.56
Tariff Subsidy Received (E)	1,292.07	1,408.70	2,015.71	1,785.80	1,826.71	1,590.07	5,134.49	4,784.57
Total Revenue on subsidy received basis (F = D - B1 + E)	5,724.89	5,567.55	6,239.27	5,852.85	5,963.18	5,653.46	17,927.35	17,073.86
Whether State Government has made advance payment of subsidy for the quarter(Yes/No)	Yes	Yes	Yes	Yes	Yes	Yes		

*Revenue deferred by SERC as per tariff order for the relevant FY

Table 2: Expenditure Details
(Rs. Crore)

	Quarter 1		Quarter 2		Quarter 3		Cumulative (6M/9M/12M)	
	2024-25	2023-24	2024-25	2023-24	2024-25	2023-24	2024-25	2023-24
Cost of Power (G = G1 + G2+ G3)	5,084.33	4,935.53	4,581.50	4,969.47	4,555.47	4,649.37	14,221.30	14,554.37
G1: Generation Cost (Only for GEDCOS)	-	-	-	-	-	-	-	-
G2: Purchase of Power	4,852.55	4,582.97	3,979.26	4,501.04	4,079.94	4,230.66	12,911.76	13,314.67
G3: Transmission Charges	231.78	352.56	602.24	468.43	475.53	418.71	1,309.55	1,239.70
O&M Expenses (H=H1+H2+H3+H4+H5+H6+H7)	1,846.27	1,583.53	1,920.57	1,953.06	1,917.86	1,943.76	5,684.70	5,480.36
H1: Repairs & Maintenance	90.87	65.45	83.80	91.17	79.80	90.62	254.47	247.24
H2: Employee Cost	755.04	659.73	750.75	875.67	830.67	898.55	2,336.45	2,433.95
H3: Admn & General Expenses	21.49	13.05	35.43	16.68	29.85	14.14	86.77	43.86
H4: Depreciation	248.30	229.06	256.34	223.43	283.65	230.68	788.29	683.17
H5: Total Interest Cost	725.85	589.82	786.65	731.24	691.25	671.03	2,203.75	1,992.09
H6: Other expenses	4.72	26.42	7.61	14.88	2.64	38.74	14.97	80.05
H7: Exceptional Items	-	-	-	-	-	-	-	-
Total Expenses (I = G + H)	6,930.60	6,519.06	6,502.07	6,922.54	6,473.32	6,593.13	19,906.00	20,034.72
Profit before tax (J = D - I)	-344.44	-510.95	-64.88	-1,004.24	-654.80	-799.97	-1,064.12	-2,315.16
K1: Income Tax	-	-	-	-	-	-	-	-
K2: Deferred Tax	-	-	-	-	-	-	-	-
Profit after tax (L = J - K1 - K2)	-344.44	-510.95	-64.88	-1,004.24	-654.80	-799.97	-1,064.12	-2,315.16

Balance Sheet

Table 3: Total Assets (Rs. Crore)		2024-25	2023-24	2024-25	2023-24	2024-25	2023-24
		As on 30th June	As on 30th June	As on 30th Sep	As on 30th Sep	As on 31st Dec	As on 31st Dec
M1: Net Tangible Assets & CWIP		13,091.71	10,630.10	13,269.12	10,940.98	13,434.17	11,294.29
M2: Other Non-Current Assets		7,363.14	2,729.68	7,551.56	2,624.25	4,081.61	2,671.48
M3: Net Trade Receivables		13,885.95	10,330.00	14,702.50	11,094.92	10,701.17	12,107.94
M3a: Gross Trade Receivable Govt. Dept.		11,185.83	8,338.10	11,877.42	8,891.62	7,762.77	9,791.15
M3b: Gross Trade Receivable Other than Govt. Dept.		2,779.42	2,243.66	2,904.38	2,455.06	3,017.69	2,568.55
M3c: Provision for bad debts		79.30	251.76	79.30	251.76	79.30	251.76
M4: Subsidy Receivable		7,479.01	6,906.38	7,676.92	7,018.16	7,470.08	7,202.35
M5: Other Current Assets		3,782.82	5,017.04	3,434.75	5,624.58	11,561.76	5,515.94
Total Assets (M = M1 + M2 + M3 + M4 + M5)		45,602.63	35,613.21	46,634.84	37,302.89	47,248.78	38,792.01
Table 4: Total Equity and Liabilities (Rs. Crore)							
N1: Share Capital & General Reserves		358.72	358.72	358.72	358.72	358.72	358.72
N2: Accumulated Surplus/ (Deficit) as per Balance Sheet		-12,924.11	-13,091.96	-12,988.99	-14,096.21	-13,643.79	-14,896.18
N3: Government Grants for Capital Assets		6,722.12	5,487.66	6,735.90	5,896.13	6,731.81	5,926.28
N4: Non-current liabilities		6,923.06	5,838.39	7,151.26	6,134.27	7,380.93	6,418.42
N5: Capex Borrowings		9,170.27	8,079.84	9,303.71	8,270.90	9,346.39	8,562.25
N6a: Long Term Loans - State Govt		9.48	9.48	9.48	9.48	9.48	9.48
N6b: Long Term Loans - Banks & FIs		9,160.79	8,070.36	9,294.23	8,261.42	9,336.91	8,552.77
N6c: Short Term/ Medium Term - State Govt		-	-	-	-	-	-
N6d: Short Term/ Medium Term - Banks & FIs		-	-	-	-	-	-
N6: Non-Capex Borrowings		20,558.97	22,131.00	22,611.59	23,523.40	23,088.29	24,826.05
N7a: Short Term Borrowings/ from Banks/ FIs		20,328.77	21,717.71	22,359.85	23,051.18	22,882.02	24,602.12
N7b: Cash Credit/ OD from Banks/ FIs		230.20	413.29	251.75	472.22	206.27	223.93
N8: Payables for Purchase of Power		6,305.15	2,341.53	4,812.92	1,638.62	4,360.21	1,868.68
N9: Other Current Liabilities		8,488.46	4,468.04	8,649.72	5,577.06	9,626.24	5,727.79
Total Equity and Liabilities (N = N1 + N2 + N3 + N4 + N5 + N6 + N7 + N8 + N9)		45,602.63	35,613.21	46,634.84	37,302.89	47,248.78	38,792.01
Balance Sheet Check		0.00	0.00	-	0.00	-	0.00

Table 5: Technical Details	Quarter 1		Quarter 2		Quarter 3		Cumulative (6M/9M/12M)	
	2024-25	2023-24	2024-25	2023-24	2024-25	2023-24	2024-25	2023-24
O4 : Gross Power Purchase (MU) (Quarter Ended)	7,882.27	8,231.60	7,990.34	8,457.68	6,968.13	7,674.02	22,840.74	24,363.30
Gross Input Energy (MU) (O5 = O2 - O3 + O4)	7,882.27	8,231.60	7,990.34	8,457.68	6,968.13	7,674.02	22,840.74	24,363.30
O6: Transmission Losses (MU)(Interstate & Intrastate)	306.41	246.47	181.93	197.59	256.04	135.63	744.37	579.69
O7: Gross Energy sold (MU)	6,960.85	7,353.90	7,180.57	7,622.83	6,171.35	6,927.06	20,312.77	21,903.79
O7a: Energy Sold to own consumers	6,870.49	7,040.06	7,045.31	7,128.80	6,145.54	6,890.14	20,061.35	21,059.00
O7b: Bulk Sale to Distribution Franchisee	-	-	-	-	-	-	-	-
O7c: Interstate Sale/ Energy Traded/Net UI Export	90.35	313.83	135.26	494.03	25.81	36.92	251.42	844.79
Net Input Energy (MU) (O8 = O5 - O6 - O7c)	7,485.52	7,671.30	7,673.14	7,766.05	6,686.29	7,501.47	21,844.95	22,938.82
Net Energy Sold (MU) (O9 = O7 - O7c)	6,870.49	7,040.06	7,045.31	7,128.80	6,145.54	6,890.14	20,061.35	21,059.00
Revenue Billed including subsidy booked (O10 = A1 + A2 + A3 + B1)	5,639.89	5,426.61	5,747.96	5,337.41	4,888.20	5,293.57	16,276.04	16,057.60
O11: Opening Gross Trade Receivables (including any adjustments) (Rs crore)	8,665.19	10,017.00	9,085.30	10,581.86	9,470.76	11,346.83	27,221.26	31,945.69
O12: Adjusted Gross Closing Trade Receivables (Rs crore)	9,085.30	10,581.86	9,470.76	11,346.83	7,956.43	12,361.30	26,512.50	34,289.99
Revenue Collected including subsidy received (O13 = A1+A2+A3+E+O11-O12)	4,358.51	4,421.19	5,164.58	4,506.99	6,547.18	4,139.40	16,070.27	13,067.59
Billing Efficiency (%) (O14 = O9/O8*100)	91.78	91.77	91.82	91.79	91.91	91.85	91.84	91.81
Collection Efficiency (%) (O15 = O13/O10*100)	77.28	81.47	89.85	84.44	133.94	78.20	98.74	81.38
Energy Realised (MU) (O15a = O15*O9)	5,309.52	5,735.71	6,330.26	6,019.67	8,231.26	5,387.87	19,871.04	17,143.24
AT&C Loss (%) (O16 = 100 - O14*O15/100)	29.07	25.23	17.50	22.49	-23.11	28.18	9.04	25.27

Note : Gross Trade Receivables include Debtors for Sale of Power only and excludes Electricity Duty, Delayed Payment Surcharge and others.

Table 6: Key Parameters	Quarter 1		Quarter 2		Quarter 3		Cumulative (6M/9M/12M)	
	2024-25	2023-24	2024-25	2023-24	2024-25	2023-24	2024-25	2023-24
ACS (Rs./kWh) (P1 = I*10/O5)	8.79	7.92	8.14	8.18	9.29	8.59	8.72	8.22
ARR on Subsidy Booked Basis (Rs./kWh) (P2 = D*10/O5)	8.36	7.30	8.06	7.00	8.35	7.55	8.25	7.27
Gap on Subsidy Booked Basis (Rs./kWh) (P3 = P1 - P2)	0.44	0.62	0.08	1.19	0.94	1.04	0.47	0.95
ARR on Subsidy Received Basis (Rs./kWh) (P4 = F*10/O5)	7.26	6.76	7.81	6.92	8.56	7.37	7.85	7.01
Gap on Subsidy Received Basis (Rs./kWh) (P5 = P1 - P4)	1.53	1.16	0.33	1.26	0.73	1.22	0.87	1.22
ARR on Subsidy Received excluding Regulatory Income and UDAY Grant (Rs/kWh) (P6 = (F-B-C1)*10/O5)	7.26	6.76	7.81	6.92	8.56	7.37	7.85	7.01
Gap on Subsidy Received excluding Regulatory Income and UDAY Grant (Rs./kWh) (P7 = P1 - P6)	1.53	1.16	0.33	1.26	0.73	1.22	0.87	1.22
Receivables (Days) (P8 = 365*M5/A)	325	252	357	276	265	304		
Payables (Days) (P9 = 365*N10/G)	113	43	91	30	84	35		
Total Borrowings (P10 = N6 + N8 + N9)	35,353	28,941	36,074	30,739	37,075	32,423	-	-

	Quarter 1		Quarter 2		Quarter 3		Cumulative (6M/9M/12M)	
	2024-25	2023-24	2024-25	2023-24	2024-25	2023-24	2024-25	2023-24
Q1: Domestic	1,703.99	1,637.66	1,526.96	1,460.31	1,281.42	1,262.49	4,512.36	4,360.46
Q2: Commercial	502.23	460.72	486.27	438.76	466.16	421.38	1,454.67	1,320.86
Q3: Agricultural	2,114.75	2,334.53	2,467.17	2,549.47	1,937.64	2,631.07	6,519.57	7,515.07
Q4: Industrial	1,926.91	2,003.88	1,925.64	2,048.10	1,884.27	1,976.63	5,736.81	6,028.62
Q5: Govt. Dept. (ULB/RLB/PWW/Public Lighting)	246.45	254.26	246.49	269.38	227.81	249.87	720.75	773.52
Q6: Others	466.52	662.84	528.05	856.80	374.05	385.62	1,368.62	1,905.26
Railways	249.78	233.45	247.39	231.12	255.40	237.42	752.57	701.99
Bulk Supply	126.39	115.56	145.39	131.64	92.84	111.28	364.62	358.48
Miscellaneous							-	-
Distribution Franchisee							-	-
Interstate/ Trading/ UI	90.35	313.83	135.26	494.03	25.81	36.92	251.42	844.79
Gross Energy Sold (Q7 = Q1+Q2+Q3+Q4+Q5+Q6)	6,960.85	7,353.90	7,180.57	7,622.83	6,171.35	6,927.06	20,312.77	21,903.79

	Quarter 1		Quarter 2		Quarter 3		Cumulative (6M/9M/12M)	
	2024-25	2023-24	2024-25	2023-24	2024-25	2023-24	2024-25	2023-24
Q1: Domestic	1,235.11	875.25	1,090.44	945.70	1,024.36	845.72	3,349.91	2,666.67
Q2: Commercial	667.65	571.51	620.56	608.33	618.42	599.91	1,906.63	1,779.75
Q3: Agricultural	2,480.28	2,175.21	2,212.19	2,156.64	1,922.55	2,321.61	6,615.02	6,653.46
Q4: Industrial	1,887.09	1,954.20	1,786.22	2,008.55	1,799.68	1,960.14	5,472.99	5,922.89
Q5: Govt. Dept. (ULB/RLB/PWW/Public Lighting)	333.82	379.25	332.43	411.65	342.21	410.85	1,008.46	1,201.75
Q6: Others	722.11	399.48	359.11	387.68	630.44	267.71	1,711.66	1,054.87
Railways	228.08	183.30	233.27	197.11	225.56	203.42	686.91	583.83
Bulk Supply	69.61	69.55	60.45	58.34	64.08	54.33	194.14	182.22
Miscellaneous	69.79	9.93	65.39	9.12	65.81	9.96	200.99	29.01
Distribution Franchisee	-	-	-	-	-	-	-	-
Interstate/ Trading/ UI	354.63	136.70	-	123.11	274.99	-	629.62	259.81
Gross Energy Sold (Q7 = Q1+Q2+Q3+Q4+Q5+Q6)	7,326.06	6,354.89	6,400.95	6,518.56	6,337.66	6,405.94	20,064.67	19,279.39

	Quarter 1					
	2024-25			2023-24		
	Revenue Booked excluding subsidy	Subsidy Booked	Subsidy received	Revenue Booked excluding subsidy	Subsidy Booked	Subsidy received
R1: Domestic	923.11	312.00		776.06	99.19	
R2: Commercial	665.07	2.58		570.92	0.59	-
R3: Agricultural	309.86	2,170.42	1,292.07	301.19	1,874.02	1,472.75
R4: Industrial	1,873.64	13.45		1,952.26	1.94	-
R5: Govt. Dept. (ULB/RLB/PWW/Public Lighting)	333.82			379.25		
R6: Others	722.11	-	-	399.48	-	-
Railways	228.08			183.30		
Bulk Supply	69.61			69.55		
Miscellaneous	69.79			9.93		
Distribution Franchisee						
Interstate/ Trading/ UI	354.63			136.70		
Gross Energy Sold (R7 = R1+R2+R3+ R4+R5+R6)	4,827.61	2,498.45	1,292.07	4,379.15	1,975.74	1,472.75

	Quarter 2					
	2024-25			2023-24		
	Revenue Booked excluding subsidy	Subsidy Booked	Subsidy received	Revenue Booked excluding subsidy	Subsidy Booked	Subsidy received
R1: Domestic	766.66	323.78		833.72	111.98	-
R2: Commercial	617.90	2.66		607.67	0.66	-
R3: Agricultural	338.97	1,873.22	2,015.71	309.38	1,847.26	1,849.85
R4: Industrial	1,772.26	13.96		2,006.83	1.72	-
R5: Govt. Dept. (ULB/RLB/PWW/Public Lighting)	332.43			411.65		
R6: Others	359.11	-	-	387.68	-	-
Railways	233.27			197.11		
Bulk Supply	60.45			58.34		
Miscellaneous	65.39			9.12		
Distribution Franchisee						
Interstate/ Trading/ UI	-			123.11		
Gross Energy Sold (R7 = R1+R2+R3+ R4+R5+R6)	4,187.33	2,213.62	2,015.71	4,556.94	1,961.62	1,849.85

	Quarter 3					
	2024-25			2023-24		
	Revenue Booked excluding subsidy	Subsidy Booked	Subsidy received	Revenue Booked excluding subsidy	Subsidy Booked	Subsidy received
R1: Domestic	695.26	329.10		729.48	116.24	73.59
R2: Commercial	617.73	0.69		599.23	0.68	-
R3: Agricultural	638.96	1,283.59	1,826.71	599.26	1,722.35	1,590.07
R4: Industrial	1,793.20	6.48		1,951.55	8.59	-
R5: Govt. Dept. (ULB/RLB/PWW/Public Lighting)	342.21			410.85		
R6: Others	630.44	-	-	267.71	-	-
Railways	225.56			203.42		
Bulk Supply	64.08			54.33		
Miscellaneous	65.81			9.96		-
Distribution Franchisee						
Interstate/ Trading/ UI	274.99			-		
Gross Energy Sold (R7 = R1+R2+R3+ R4+R5+R6)	4,717.80	1,619.86	1,826.71	4,558.08	1,847.86	1,663.66

Table 8: Consumer Categorywise Details of Revenue (Rs. Crore)		Cumulative (6M/9M/12M)				
		2024-25		2023-24		
	Revenue Booked excluding subsidy	Subsidy Booked	Subsidy received	Revenue Booked excluding subsidy	Subsidy Booked	Subsidy received
R1: Domestic	2,385.03	964.88	-	2,339.26	327.41	73.59
R2: Commercial	1,900.70	5.93	-	1,777.82	1.93	-
R3: Agricultural	1,287.79	5,327.23	5,134.49	1,209.83	5,443.63	4,912.67
R4: Industrial	5,439.10	33.89	-	5,910.64	12.25	-
R5: Govt. Dept. (ULB/RLB/PWW/Public Lighting)	1,008.46	-	-	1,201.75	-	-
R6: Others	1,711.66	-	-	1,054.87	-	-
Railways	686.91	-	-	583.83	-	-
Bulk Supply	194.14	-	-	182.22	-	-
Miscellaneous	200.99	-	-	29.01	-	-
Distribution Franchisee	-	-	-	-	-	-
Interstate/ Trading/ UI	629.62	-	-	259.81	-	-
Gross Energy Sold (R7 = R1+R2+R3+ R4+R5+R6)	13,732.74	6,331.93	5,134.49	13,494.17	5,785.22	4,986.26

Table 9: Power Purchase Details	Quarter 1		Quarter 2		Quarter 3		Cumulative (6M/9M/12M)	
	2024-25	2023-24	2024-25	2023-24	2024-25	2023-24	2024-25	2023-24
	in MUs	in MUs	in MUs	in MUs	in MUs	in MUs	in MUs	in MUs
Power Purchase through Long term PPA	7,107	7,359	7,431	7,265	6,485	6,272	21,023	20,897
Own Generation for GEDCOs		-					-	-
Power Purchase (Short term & Medium Term)	775	872	559	1,192	483	1,402	1,817	3,466
Total Power Purchase	7,882	8,232	7,990	8,458	6,968	7,674	22,841	24,363

Note:- Power Departments (PDs) are not required to fill the data of Balance Sheet. However, the Trade Receivables data are required to be filled in Table – 5: Technical Details at Row O11 (Opening Gross Trade Receivables) and O12 (Gross Closing Trade Receivables)

CHAIRMAN AND MANAGING DIRECTOR
APSPDCL: TIRUPATI

Date : 28-02-2025